



ASG series



PENDULUM
SPREADERS



AIP series



AIG series

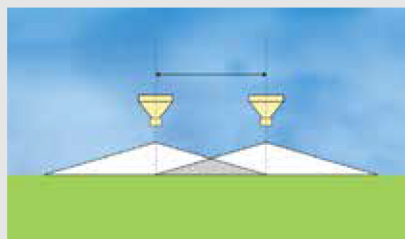


PENDULUM SPREADERS


The **BMC pendulum spreaders** are designed for the distribution of solid granular fertilizers and seeds with total precision.

DISTRIBUTION SYSTEM

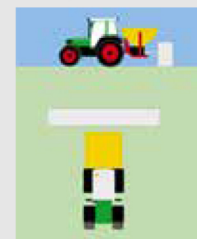
Pendulum spreaders deliver the most accurate overlapping spread pattern possible. An equal amount of material is spread on either side in a symmetrical pattern. The maximum spreading width is 46 feet. The overlapping pattern allows for more driving forgiveness, no skips or burns due to double coverage. Material is kept close to the machine and there is no overspray on the tractor.



Cone shape pattern provides total overlap



DISC TYPE SPREADER PATTERN: Material is subjected to wind influence. The flat pattern requires precise overlap.



PENDULUM SPREADER PATTERN: Wind influence is negligible. Tractor does not get covered with fertilizer.

FEATURES

- 3 BASE MODELS: AIP500, AIG800 and ASG1100. All other models are made by adding bolt on extensions to the base hoppers.
- Hoppers are made of high grade pressed polyester. Critical parts are stainless steel, poly or high grade paint.
- AIG and ASG models come with quick hitch system.
- Accessories include: Hydraulic open/close, agitator extension, hopper covers, and specialty spouts.

AIP series

AIP Series is designed for tractors 30 HP or higher and tractors with adequate lift capacity. Category I & II 3 point hitch. PTO: 540RPM - Shear bolt.



AIG series

AIG Series is designed for tractors 30 HP or higher. Category II w/quick hitch bar. PTO: 540RPM - Shear bolt.



ASG series

ASG Series is designed for large capacities and tractors over 50 HP. Category II w/quick hitch bar. PTO: 540RPM - Shear bolt.



MODELS	AIP 500	AIP 600	AIG 800	AIG 1000	AIG 1250	ASG 1100	ASG 1400	ASG 1650
Hopper Capacity (Cubic Feet)	17.65 CF	21.19 CF	28.25 CF	35.31 CF	42.4 CF	38.8 CF	49.4 CF	58.27 CF
Hopper Capacity (Pounds of fertilizer at 67.4 lbs per CF)	1,190 lbs.	1,428 lbs.	1,904 lbs.	2,380 lbs.	2,856 lbs.	2,618 lbs.	3,332 lbs.	3,927 lbs.
Approx. Bushel Capacity	14	17	23	28	34	31	39	46
Height	36"	42"	39"	42"	46"	43"	49"	53"
Length	42"	43"	53"	54"	54"	65"	66"	66"
Width	54"	55"	74"	75"	75"	74"	75"	75"
Weight	234 lbs.	247 lbs.	335 lbs.	348 lbs.	353 lbs.	459 lbs.	472 lbs.	481 lbs.



GEARBOX DRIVE is the same for all models. Hopper capacities and frames are designed to match capacity.

OPTIONAL

HYDRAULIC OPENING & CLOSING



AGITATOR EXTENSION



DISTRIBUTOR: