


# BOX SCRAPERS

INCLUDING CORRAL SCRAPER AND RIPPER BAR



QUALITY BUILT IMPLEMENTS AT AFFORDABLE PRICES

# SFI

## SUPERIOR IMPLEMENTS

1920 A Street Ada, OK 74820  
(580) 332-9300 (800) 843-8354  
[WWW.SFIIMPLEMENTS.COM](http://WWW.SFIIMPLEMENTS.COM)

# CORRAL SCRAPER

THE SUPERIOR IMPLEMENTS' CORRAL SCRAPER IS A PROVEN DESIGN FOR MOVING A LOT OF MATERIAL FAST. THE CORRAL SCRAPER IS DESIGNED FOR CLEAN-UP APPLICATIONS SUCH AS CORRALS, FEEDLOTS, ARENA, AND OTHER GENERAL APPLICATIONS.

## FEATURES:

ALL WELDED UNITS - NO ASSEMBLY REQUIRED

WE WILL PAINT TO MATCH MOST COMMON  
TRACTOR COLORS AT NO ADDITIONAL  
CHARGE!




SPECIFICATIONS	CS72	CS84	CS96	CS120
WORKING WIDTH	72”	84”	96”	120”
OVERALL WIDTH	72 3/4“	84 3/4“	96 3/4“	120 3/4“
WEIGHT	660	700	740	800
TAILBOARD	FIXED			
HITCH	CAT 1 OR CAT II, 3-POINT			CAT II OR CAT III, ASAE
HP RATING	UP TO 95HP MAX			
CUTTING EDGE	1, 1/2 X 6” FRONT, BOLT-ON, REVERSIBLE			
SIDE PLATE	3/8 X 24 X 36”			
MAIN BEAM	4 X 4 X 1/4”			
MAST	1/2 X 6 X 17 1/2” ALL WELDED			
MOLDBOARD	1/4 X 27 3/4”			



# 4C5 INDUSTRIAL BOX SCRAPER

THE 4C5 INDUSTRIAL BOX SCRAPER HAS A UNIQUE DESIGN THAT COMBINES THE RUGGEDNESS AND STRENGTH OF THE 4C4 HEAVY FIXED BACK PLATE WITH THE CONTROL OF THE 4C2 WITH FLOATING TAILBOARD.



## TAILBOARD IN FIXED POSITION

THE TAILBOARD CAN BE QUICKLY LOCKED INTO THE FIXED POSITION PROVIDING THE STRENGTH REQUIRED FOR RUGGED PROJECTS AND MOVING HEAVY MATERIAL. THE FIXED TAILBOARD IS VERY EFFECTIVE FOR BACK FILLING PROJECTS WHERE STRENGTH IN THE BACK PLATE IS IMPORTANT.

## TAILBOARD IN FIXED POSITION

FLOATING TAILBOARD POSITION PREVENTS BUILD UP OF MATERIAL BETWEEN FRONT AND REAR CUTTING EDGES ALLOWING MATERIAL TO PASS THROUGH ENSURING A CONSTANT AND SMOOTH PULL. THIS PASS THROUGH ACTION REDUCES SIDE PLATE WEAR, OPERATOR FATIGUE AND PROJECT TIME. THE FLOATING TAILBOARD POSITION IS EXCELLENT FOR FINISHING WORK AND TOP DRESSING PROJECTS.

## FEATURES:

TOOL TO REMOVE TAILBOARD LOCKING PINS AND BUILT UP DEBRIS

TOOL HOLDER FOR TOOL AND TAILBOARD LOCKING PINS WELDED ON MAST

BUTTERFLY STYLE BRACKET AT TOP AND BOTTOM OF SCARIFIER BEAM FOR ADDED SHANK WEAR AND SUPPORT

HEAVY CLEVIS TYPE TAILBOARD LOCKING SYSTEM WITH 3/4" EASY TO REMOVE PIN

BRACKETS WELDED TO THE FRONT BACK PLATE TO PROVIDE REINFORCEMENT FOR FRONT CUTTING EDGE

2" DIAMETER, HEAT-TREATED MAIN LOCK PIN WITH 1" LOCKING BRACKET

MAST WRAPS AROUND THREE SIDES OF MAIN BEAM

WE WILL PAINT TO MATCH MOST COMMON TRACTOR COLORS AT NO ADDITIONAL CHARGE!

SPECIFICATIONS	4C5-80	4C5-84	4C5-88	4C5-96
WORKING WIDTH	80"	84"	88"	96"
OVERALL WIDTH	81"	85"	89"	97"
MAIN BEAM	5 x 5 x 3/8"			
MOLDBOARD HEIGHT	26"			
SIDEPLATES	1/2 X 24 X 34"			
HITCH	CAT II, 3-POINT			
CUTTING EDGE	1/2 X 6" HEAT TREATED, REVERSIBLE, BOLT-ON			
HP RATING	65-115HP MAX, 2 OR 4WD			
SHANKS (HYDRAULIC)	8	8	8	8
SHANKS (MANUAL)	7	7	7	7
WEIGHT, APPROX	1350	1410	1470	1550

# 4C4 INDUSTRIAL BOX SCRAPER

THE 4C SERIES SCRAPERS ARE EXTREMELY RUGGED AND IDEAL FOR CONSTRUCTION SITE PREPARATION AND CLEAN-UP, TRENCH BACK-FILLING AND DEMANDING MATERIAL HANDLING. AVAILABLE IN HYDRAULIC, MANUAL AND LOW PROFILE VERSIONS.


## FEATURES:

FIXED TAILBOARD STANDARD

HYDRAULIC VERSION INCLUDES CYLINDER

ALL WELDED UNITS - NO ASSEMBLY REQUIRED

WE WILL PAINT TO MATCH MOST COMMON TRACTOR COLORS AT NO ADDITIONAL CHARGE!



SPECIFICATIONS	4C4-72	4C4-76	4C4-80	4C4-84	4C4-88	4C4-96
WORKING WIDTH	72"	76"	80"	84"	88"	96"
OVERALL WIDTH	73"	77"	81"	85"	89"	97"
MAIN BEAM	5 x 5 x 3/8"					
MOLDBOARD HEIGHT	26"					
SIDEPLATES	1/2 X 24 X 36"					
HITCH	CAT I OR CAT II, 3-POINT					
CUTTING EDGE	1/2 X 6" HEAT TREATED, REVERSIBLE, BOLT-ON					
HP RATING	60-100HP MAX, 2 OR 4WD					
SHANKS (HYDRAULIC)	-	-	8	8	8	8
SHANKS (MANUAL)	7	7	7	7	7	7
WEIGHT (HYDRAULIC)	-	-	1340	1400	1470	1540
WEIGHT (MANUAL)	890	960	1030	1100	1170	1240



# ECONOMY BOX SCRAPER

THE ECONOMY BOX SCRAPER AND BOX BLADES ARE DESIGNED FOR THOSE WHO NEED  
A LIGHT BUT DURABLE SCRAPER



## FEATURES:

SHANKS ARE HEAT TREATED WITH  
REPLACEABLE TIPS, TWO (2) SETTINGS WITH "L"  
PIN FOR QUICK MANUAL ADJUSTMENT

SIDE PLATES ARE CONTOURED TO INSURE  
SMOOTH, LEVEL PULL

ALL WELDED UNITS - NO ASSEMBLY REQUIRED

WE WILL PAINT TO MATCH MOST COMMON TRAC-  
TOR COLORS AT NO ADDITIONAL CHARGE!

SPECIFICATIONS	BSL42	BSL48	BB48	BB54	BB60	BB66	BB72
SHANKS	3	4	4	4	4	5	5
WORKING WIDTH	42”	48”	48”	54”	60”	66”	72”
OVERALL WIDTH	42 ½“	48 ½“	48 ½“	54 ½“	60 ½“	66 ½“	72 ½“
WEIGHT	275	290	300	325	350	365	385
TAILBOARD	FIXED						
HITCH	CAT 1, 3-POINT, ASAE QUICK HITCH COMPATIBLE						
HP RATING	25HP MAX		40HP MAX				
CUTTING EDGE							
SIDE PLATE	¼ X 16 X 22”		1/4 X 16 X 24”				
MAIN BEAM	4 X 4 X 1/4” SLOTTED TUBE						
MAST	1/2 X 15 X 5”						
MOLDBOARD	3/16 X 13 1/2”						

# STANDARD BOX SCRAPER

THESE SCRAPERS LOOK GOOD AND WORK HARD! OUR BOX SCRAPERS ARE IDEAL FOR LANDSCAPING, GRADING, BACKFILLING, SCARIFYING, ROAD MAINTENANCE AND ALL YOUR GENERAL MATERIAL MOVING NEEDS.



SIDE PLATES EXTEND TO  
CONTAIN SOIL WHEN BACK-  
FILLING



SPECIAL HIGH STRENGTH  
SHANK POCKETS




ADJUSTABLE SHANKS WITH  
FOUR SETTINGS



# 4C2 INDUSTRIAL BOX SCRAPER

THE 4C SERIES SCRAPERS ARE EXTREMELY RUGGED AND IDEAL FOR CONSTRUCTION SITE PREPARATION AND CLEAN-UP, TRENCH BACK-FILLING AND DEMANDING MATERIAL HANDLING. AVAILABLE IN HYDRAULIC, MANUAL AND LOW PROFILE VERSIONS.



## FEATURES:

FLOATING TAILBOARD STANDARD

HYDRAULIC VERSION INCLUDES CYLINDER

ALL WELDED UNITS - NO ASSEMBLY REQUIRED

WE WILL PAINT TO MATCH MOST COMMON TRACTOR COLORS AT NO ADDITIONAL CHARGE!

SPECIFICATIONS	4C2-72	4C2-76	4C2-80	4C2-84
WORKING WIDTH	72"	76"	80"	84"
OVERALL WIDTH	73"	77"	81"	85"
MAIN BEAM	5 x 5 x 3/8"			
MOLDBOARD HEIGHT	26"			
SIDEPLATES	1/2 X 24 X 33"			
HITCH	CAT I OR CAT II, 3-POINT			
CUTTING EDGE	1/2 X 6" HEAT TREATED, REVERSIBLE, BOLT-ON			
HP RATING	50-70HP MAX, 2 OR 4WD			
SHANKS (HYDRAULIC)	8	8	8	8
SHANKS (MANUAL)	7	7	7	7
WEIGHT (HYDRAULIC)	1150	1190	1220	1260
WEIGHT (MANUAL)	750	820	890	960

# 2C2 INDUSTRIAL BOX SCRAPER

THE 2C2 SERIES SCRAPERS ARE IDEAL FOR LANDSCAPE, TERRACE, BACK-FILL, SCARIFY, LEVEL OR GENERAL CLEAN-UP. AVAILABLE IN WIDTHS OF 60", 66", 72" & 76" FOR TRACTORS FROM 30 TO 60HP, 2 OR 4WD. AVAILABLE IN HYDRAULIC, MECHANICAL AND MANUAL VERSIONS.

## FEATURES:

FIXED OR FLOATING TAILBOARD OPTION

HYDRAULIC VERSION INCLUDES CYLINDER

ALL WELDED UNITS - NO ASSEMBLY REQUIRED

WE WILL PAINT TO MATCH MOST COMMON TRACTOR COLORS AT NO ADDITIONAL CHARGE!



SPECIFICATIONS	2C2-60	2C2-66	2C2-72	2C2-76
WORKING WIDTH	60"	68"	72"	76"
OVERALL WIDTH	60 3/4"	66 3/4"	72 3/4"	76 3/4"
MAIN BEAM	4 x 4 x 3/8"			
MOLDBOARD HEIGHT	19 5/8"			
SIDEPLATES	3/8 X 21 X 33"			
HITCH	CAT I., 3-POINT ASAE QUICK HITCH COMPATIBLE			
CUTTING EDGE	1/2 X 6" HEAT TREATED, REVERSIBLE, BOLT-ON			
HP RATING	30-60HP, 2 OR 4WD			



# STANDARD BOX SCRAPER

WHEN QUALITY AND UTILITY ARE NEEDED, THIS IS THE SCRAPER MOST PREFERRED. THIS DESIGN INSURES THE PROPER ANGLE OF ATTACK TO PROVIDE CORRECT MATERIAL CURL WITH A SMOOTH EFFICIENT PULL. OUR UNIQUE SHANK POCKETS ELIMINATE SHANK SLOT WEAR AND THE ALL WELDED DESIGN PROVIDES STRENGTH AND RELIABILITY.

## FEATURES:

SHANKS HAVE FOUR HEIGHT SETTING WITH “L” PIN FOR QUICK ADJUSTMENT

THE MAIN BEAM IS SET HIGH TO PROVIDE A CLEAR UNOBSTRUCTED PULL THROUGH TO THE BACK PLATE

THE PLACEMENT OF THE SHANK BEHIND THE MAINBEAM ALLOWS FOR A CLOSER COUPLING OF THE SCRAPER TO THE TRACTOR FOR BETTER SCRAPER CONTROL AND ALSO ELIMINATES SHANKS HITTING TRACTOR TIRES

OUR SHANK POCKETS PROVIDE STRENGTH AND SUPPORT

OUR CONTOURED SIDE PLATES AND BACK PLATE DESIGN INSURES THE OPTIMAL ANGLE OF ATTACK TO INSURE A SMOOTH AND LEVEL PULL

OUR SIDE PLATES ARE EXTENDED BEYOND THE MOLDBOARD TO HELP CONTAIN SOIL WHEN “BACK-FILLING”

OUR SCRAPER IS A CLEAN MODERN DESIGN THAT JUST “LOOKS BETTER” ON TODAY’S MODERN TRACTORS.

OUR SCRAPERS ARE ALL WELDED CONSTRUCTION-NO ASSEMBLY IS REQUIRED

WE WILL PAINT TO MATCH MOST COMMON TRACTOR COLORS AT NO ADDITIONAL CHARGE!

SPECIFICATIONS	BS42	BS48	BS54	BS60	BS66	BS72	BS76	BS80	BS84	BS96
SHANKS	3	4	4	5	5	6	6	6	7	8
WORKING WIDTH	42”	48”	54”	60”	66”	72”	76”	80”	84”	96”
OVERALL WIDTH	42 ½“	48 ½“	54 ½“	60 ½“	66 ½“	72 ¾“	76 ¾“	80 ¾“	84 ¾“	96 ¾“
WEIGHT MANUAL	360	400	430	460	500	540	565	590	620	700
WEIGHT RETRACTABLE	405	425	455	475	525	575	600	630	665	750
WEIGHT HYDRALIC	410	430	460	480	530	580	605	635	670	755
TAILBOARD	FIXED STANDARD, FLOATING OPTIONAL									
HITCH	CAT 1, 3-POINT, ASAE QUICK HITCH COMPATIBLE									
HP RATING	UP TO 40HP, 4WD OR 50HP, 2WD MAX									
CUTTING EDGE	2, 1/2 X 6” FRONT AND REAR, BOLT-ON, REVERSIBLE									
SIDE PLATE	1/4 X 18 1/2”									
MAIN BEAM	4 X 4 X 1/4”									
MAST	1/2 X 22 X 6”									
MOLDBOARD	1/4 X 15 1/2”									

# RIPPER BAR

THE SUPERIOR IMPLEMENTS' RIPPER BAR AERATES SOIL FOR BETTER WATER PENETRATION AND INCREASES GROWTH AND YIELD THROUGH BETTER ROOT DEVELOPMENT.

## FEATURES:

4 X 4 TUBING WITH END CAPS

3/8" SHANK POCKETS FOR ADDED STRENGTH

SHANKS ARE HEAT TREATED WITH REPLACEABLE TIPS

JACK STAND ATTACHED BEHIND THE BAR FOR ADDED STRENGTH AND STABILITY

ALL WELDED UNITS - NO ASSEMBLY REQUIRED

WE WILL PAINT TO MATCH MOST COMMON TRACTOR



SPECIFICATIONS	RPB48	RPB54	RPB60	RPB66	RPB72
WORKING WIDTH	43.5"	46.5"	56"	58"	67.5"
OVERALL WIDTH	48"	54"	60"	66"	72"
APPROX WEIGHT	140	155	175	195	210
SHANKS	4	4	5	6	6
MAIN BEAM	4 x 4 x 1/4" SLOTTED TUBE				
SHANK ADJUSTMENT	MANUAL				
HP RATING	30-40HP MAX				
HITCH	CAT I., ASAE QUICK HITCH COMPATIBLE				
MAST	1/2 X 22 X 6" ALL WELDED				



# 2C1 INDUSTRIAL BOX SCRAPER

THE 2C1 SERIES SCRAPERS ARE DESIGNED ESPECIALLY FOR SMALL COMPACT TRACTORS. AVAILABLE IN WIDTHS OF 42", 48", 54" & 60" FOR TRACTORS FROM 15 TO 40HP, 2 OR 4WD. AVAILABLE IN HYDRAULIC VERSION ONLY.



## FEATURES:

FIXED OR FLOATING  
TAILBOARD OPTION

HYDRAULIC VERSION  
INCLUDES CYLINDER

ALL WELDED UNITS -  
NO ASSEMBLY RE-  
QUIRED

WE WILL PAINT TO  
MATCH MOST COMMON  
TRACTOR COLORS AT  
NO ADDITIONAL  
CHARGE!

SPECIFICATIONS	2C1-42	2C1-48	2C1-54	2C1-60
WORKING WIDTH	42"	48"	54"	60"
OVERALL WIDTH	42 1/2"	48 1/2"	54 1/2"	60 1/2"
APPROX WEIGHT	410	445	480	520
MAIN BEAM	4 x 4 x 1/4"			
MOLDBOARD HEIGHT	16 5/8"			
SIDEPLATES	18 X 28 X 1/4"			
HITCH	CAT 1., 3-POINT ASAE QUICK HITCH COMPATIBLE			
CUTTING EDGE	1/2 X 6" HEAT TREATED, REVERSIBLE, BOLT-ON			

SUPERIOR IMPLEMENTS OFFERS DURABLE, HARD-WORKING EQUIPMENT YOU CAN COUNT ON TO PERFORM AND DELIVER YEAR AFTER YEAR. DESIGNED AND ENGINEERED WITH INDUSTRY LEADING FEATURES, SUPERIOR IMPLEMENTS WILL BE YOUR BEST INVESTMENT NO MATTER HOW TOUGH THE JOB.

WHETHER YOUR GOAL IS CREATING LANDSCAPE, GOLF-COURSE MAINTENANCE, RESIDENTIAL, FARMING OR COMMERCIAL USE, SUPERIOR IMPLEMENTS OFFERS A VARIETY OF IMPLEMENTS THAT FIT YOUR INDIVIDUAL NEEDS AND BUDGET.

CHOOSE THE SUPERIOR IMPLEMENT PRODUCT THAT IS RIGHT FOR YOU AND YOU WILL BE GUARANTEED THE PEACE OF MIND KNOWING YOUR SUPERIOR IMPLEMENT WILL BE THERE WHEN YOU NEED IT.



PROUDLY MADE IN THE USA

**SFI**  
A Tri-Point Company



WE WILL POWDER COAT TO MATCH MOST COMMON TRACTOR COLORS AT NO ADDITIONAL CHARGE.



YELLOW RED ORANGE GRAY BLUE GREEN BLACK