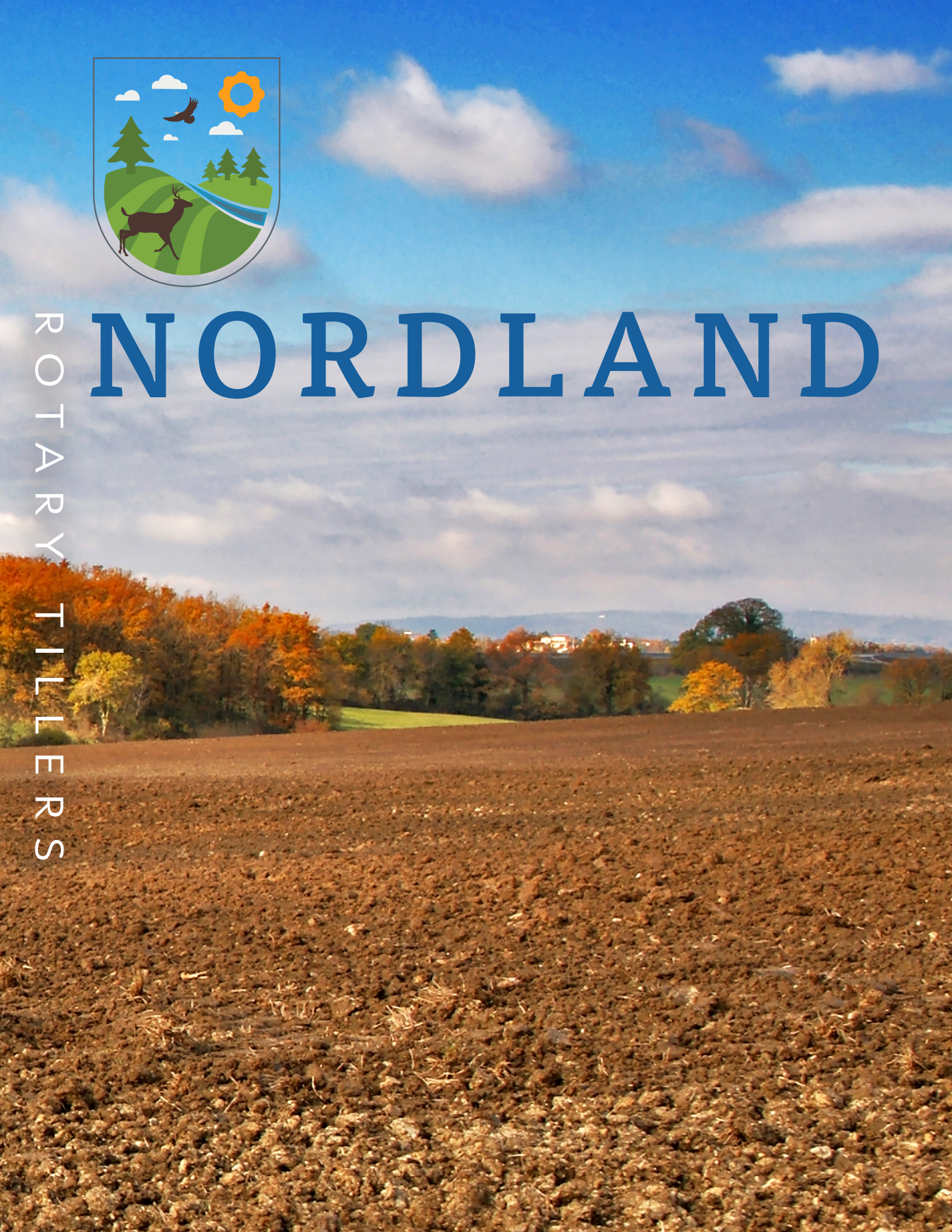




ROTARY TILLERS

NORDLAND



Rotary Tillers



UL Series Tillers


The UL series is suitable for tractors from 15 to 40 HP with a Cat I 3-Point Hitch. The UL models are light-duty and dependable, appropriate for gardening and horticulture.

- Gear driven side transmission in oil bath
- PTO with slip clutch
- Six blade rotor flanges
- Solid Mast A-Frame
- Adjustable lower hitch brackets
- CE compliant operator guards
- Powder coated paint finish
- Adjustable side depth skids
- 3-Point Hitch, Cat. I Quick Hitch compatible.

UH Series Tillers

The UH series is suitable for tractors from 50 to 65 HP with Cat. I or Cat. II 3-Point Hitch. The UH models are medium to heavy-duty and dependable on packed and rocky soils.

- Gear driven side transmission in oil bath
- PTO with slip clutch
- Six blade rotor flanges
- Solid Mast A-Frame
- Adjustable lower hitch brackets
- CE compliant operator guards
- Powder coated paint finish
- Adjustable side depth skids
- 3-Point Hitch, Cat. I and II



UM Series Tillers

The UM series is suitable for tractors from 35 to 50 HP with category I hitch. The UM models are medium-duty and dependable on packed soils, appropriate for vineyards and orchards.


- Gear driven side transmission in oil bath
- PTO with slip clutch
- Six blade rotor flanges
- Solid Mast A-Frame
- Adjustable lower hitch brackets
- CE compliant operator guards
- Powder coated paint finish
- Adjustable side depth skids
- 3-Point Hitch, Cat. I Quick Hitch compatible.

Rotary Tillers

UHH Series Tillers

The UHH series is suitable for tractors from 100 to 140 HP with category II or III hitch. The UHH models are heavy-duty and dependable on hard packed and rocky soils. The speed of the rotor can be regulated.

- Gear driven side transmission in oil bath
- PTO with slip clutch
- Six blade rotor flanges
- Solid Mast A-Frame
- Adjustable lower hitch brackets
- CE compliant operator guards
- Powder coated paint finish
- Adjustable side depth skids
- 3-Point Hitch, Cat. II and III



Rotary Tiller Specifications

Model	Tilling Width	Min - Max Engine HP	Category	# of Tines	RPM	Tilling Depth	Weight (lbs.)
UL-36	36"	15 - 25 HP	I	24	540	5.4"	337
UL-42	42"	20 - 30 HP	I	30	540	5.4"	368
UL-48	48"	20 - 40 HP	I	36	540	6.5"	399
UL-60	60"	25 - 40 HP	I	42	540	6.5"	441
UM-60	65"	35 - 50 HP	I	48	540	7"	627
UM-72	72"	35 - 50 HP	I	54	540	7"	683
UH-84	84"	50 - 65 HP	I/II	54	540	7.5"	990
UHH-120	120"	100 - 140 HP	II/III	72	540/1000	10"	2,573



Distributed by:



Portage, WI | Fargo, ND | Lakeville, MN | Huron, SD

toll free 888.443.3639

email sales@edneyco.com

www.edneyco.com