



VARIABLE TILLAGE

SOILSTAR VTX-300 • SOILSTAR VTX-420



World Class *Built to Last*

schulte.ca

SOILSTAR VTX Tillage Can Do It All

In today's complicated and ever changing world of agriculture there are many types of tillage on one farm much less all over the world. Types of tillage will differ from spring preparation work to fall field work, from a dry year to a wet year, and from vertical tillage to conservation tillage to primary tillage or residue management. All these types of tillage require different machines, until now. Introducing the new Schulte SOILSTAR VTX-300 and SOILSTAR VTX-420, an all-in-one machine for your farm.

The SOILSTAR VTX can do it all, from a light to an extreme tillage pass with aggressive concave discs; to a vertical tillage pass or seedbed preparation with straight discs, and everything in between. This is all accomplished with the ability to adjust the disc angle on the go from 0° to 22° degrees, along with the weight of 1,150 lbs/ft to deal with any type of crop residue or ground condition.

SOILSTAR™



SOILSTAR Variable Tillage

Ground Breaking Technology

The SOILSTAR VTX's disc unit is the heart of the machine. It has an adjustable disc angle from 0° to 22°. The disc angle is adjusted hydraulically on the go from the tractor cab. This adjustable disc angle allows for aggressive primary tillage with concave discs all the way to true vertical tillage with straight discs. It can operate in the heaviest and toughest residue conditions or it can do a light seedbed preparation pass.

The SOILSTAR VTX's discs are not set on a compound angle like many machines in the industry today. This more direct attack angle creates a better cutting action rather than a scooping action. This ensures all residue is cut, sized and mixed with the soil and minimizes hair pinning during seeding.

The service free disc hubs feature heavy duty tapered roller bearings, seal guards, dust cap retainers and a 1" retaining stub. While these are service free hubs, they can be rebuilt in the farm shop should the need arise.

The SOILSTAR VTX uses two large adjustable tension springs which allow for ground following flexibility while achieving high penetration forces when demanded upon. It has a trip range of 9.75" to clear obstacles and a break out force of 1,640 pounds all the way to 3,840 pounds at maximum trip. The tension springs are designed to last the life of the machine and will not require any maintenance unlike some other tripping/torsion designs.


The disc unit comes standard with service free pivot points that use fiber wound bushings with seals for years of trouble free operation.

The SOILSTAR VTX is the ideal machine for both vertical tillage and residue management. To accomplish this, 24" low concavity wavy discs are used for more aggressive tillage. The 22" straight 13 wave discs are used for vertical tillage. To accomplish ideal field finish both above and below the soil surface, the disc spacing is adjusted when working in vertical tillage or residue management mode. Adjustment is made simple by sliding the rear disc gang between stops.

Hydraulically Adjusted
Disc Angle Range
0° - 22°



Double heavy duty spring suspension on each disc unit allows for adjustable disc pressure with years of trouble free service



Disc Angle Adjustment



Single Point Depth Control



SOILSTAR Variable Tillage



Field Finish

It is not just the finish above ground that matters, but also under the surface. A uniform seedbed is important to ensure proper germination and seed/fertilizer placement. The SOILSTAR VTX's single axis disc attack angle ensures the lower soil profile is flat and without ridges. This allows your seeding tool and seed openers to run smoothly over a flat profile for perfect depth control. Because the SOILSTAR VTX ensures a levelled off sub-surface this also means that it has excellent weed control through tillage.

The SOILSTAR VTX's frame depth is minimized from the front wheels to the rear basket. This along with the units floating hitch optimize ground contouring which in turn provides optimal depth control.

Center and wing sections of the SOILSTAR VTX have adjustability built into the frames to allow for precise levelling.



Disc spacing adjustment



Cylinder adjustment

Frame Construction

The SOILSTAR VTX is constructed using disc sections on independent frames. The 30 foot utilizes three 10ft sections while the 42ft uses one 10ft and four 8ft sections. These sections have their own adjustability feature built in so precise levelling of the machine can occur. The independent frames are raised and lowered from the main frame using a parallel link system to help ensure level field operation.



Fold Back Transport Design

The SOILSTAR VTX utilizes a rear folding transport design to fold up compactly both in width and height. This makes transporting convenient when travelling down narrow roads. The PATENT PENDING frame concept allows for flexibility on the road and while maintaining unsurpassed strength in the field.

The unique design of the caster allows for all the tires to be used for transport helping to eliminate overloads. The caster also includes a feature where you can pitch it outwards allowing the user to put the unit into field position from transport with ease.



SOILSTAR Variable Tillage



Caster Wheels allow for sharp headland turns and eliminate side skidding. They also help to maintain precise depth control and improve ground following.

Caster Wheels

Unique to this type of machine is the SOILSTAR VTX's PATENT PENDING front caster wheels. When turning the outside caster wheels no longer skid around corners. This eliminates ruts and piles of ground in the field on tight turns and extends the life of the hubs, bearings and spindles.

When in transport a gravity lock drops in place to prevent the tire from tipping in extreme circumstances.

Hydraulic assist for unfolding.



Dirt Skirt

The dirt skirt is constructed with a steel frame on a pivot with flexible rubber belting to feather out ridges between passes.

The steel frame is made from high wear steel and pivots so it can clear over rocks and obstacles.

The dirt skirt is also adjustable front to back when capturing soil to compensate for variations in soil conditions.



SOILSTAR Variable Tillage

Rollers / Baskets

The SOILSTAR VTX has optional designs to fit the needs of your farm. The traditional steel cage baskets are available in 26" diameter with 1-1/4" high strength steel bars. These are ideal for corn, breaking up stalks, helping to mix residue with soil and maximize decomposition of residue.

The SOILSTAR VTX also can be fitted with 26" diameter rubber rollers which can operate in many conditions. They help to firm the soil, press residue into the ground and leave indentations to help with water and nutrient retention. The rubber rollers are fitted with mud scrapers for operation in wet conditions.

All the rollers minimize the space between sections by using an interlacing frame design. This helps to produce a very desirable and consistent field finish.



Harrows

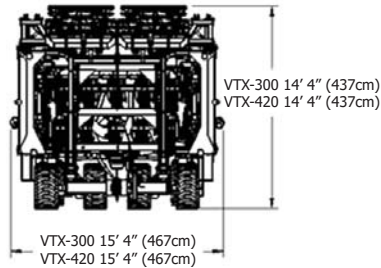
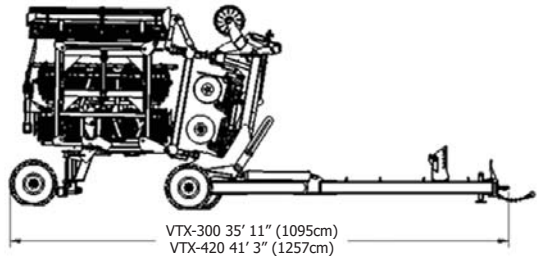
The single bar harrow option behind the second row of discs helps to level the soil and bring to the surface any residue that may cause hair pinning issues during seeding. The harrows are 9/16" x 26" and can be adjusted up and down 3", and the attack angle adjusted from 0° to 30°.



Specifications

SPECIFICATIONS

Overall Width	31' (9.4m)
Overall Length	36.5' (11.1m)
Transport Width	15' (4.67m)
Trasnport Height	14' (4.36m)
Overall Weight	37,800lbs (17145kg)
Optimum Ground Speed	8-12mph (13-19kmph)
Disc Options	
Straight	22" dia 13 wave- 2" cut
Concave	24" dia- 2 1/2" Concavity- 28 wave
Tires	
Center Section	500/45R22.5 (4)
Left Wing	500/45R22.5 (1)
Right Wing	500/45R22.5 (1)
Frame Sections	
Center	10' (3m)
Wings	10' (3m)
Hydraulic Circuits	5-Depth, Main lift, Castor turn, Castor assist and Disc angle
Disc Angle	0° to 22°
	0° to 6° Straight Wavy
	22° Concave
Basket Type Steel	Rolling Cage 1 1/4" (3.17cm) shaft
Basket Type Rubber	Semi Pneumatic - Cleated
Basket Diameter	26" (66cm)
Disc Thickness Straight	.197" (5mm)
Disc Thickness Concave	.256" (6.5mm)
Harrow Length	26" (66cm)
Harrow Thickness	9/16" (1.4cm)
Safety Chain	41,000lbs (18,597kg)
Tractor Power Required	10-15hp/ft (7-11kW)



VTX-420

42' (12.8m)
41' (12.5m)
15' (4.67m)
14' (4.36m)
48,320lbs (21917kg)
8-12mph (13-19kmph)

22" dia 13 wave- 2" cut
24" dia- 2 1/2" Concavity- 28 wave

500/45R22.5 (4)
500/45R22.5 (2)
500/45R22.5 (2)

10' (3m)
16' (4.8m)
5-Depth, Main lift, Castor turn, Castor assist and Disc angle
0° to 22°
0° to 6° Straight Wavy
22° Concave

Rolling Cage 1 1/4" (3.17cm) shaft
Semi Pneumatic - Cleated
26" (66cm)
.197" (5mm)
.256" (6.5mm)
26" (66cm)
9/16" (1.4cm)
61,000lbs (27,669kg)
10-15hp/ft (7-11kW)

HITCH

Category 5 Hitch with ball swivel • Hose Organizer with removable top • Hose Storage and color coding for convenience of hookup • Hose ends with grips for convenience of handling • 5000lbs Jack – because of floating hitch very light loads on Jack. Field or transport there is less than 2000 lbs. • Dual walking axles on the center section with chrome shaft and fiber wound bushings so the joint is service free



SCHULTE

Schulte Industries Ltd.

PO Box 70, Englefeld, SK Canada S0K 1N0

Ph (306) 287-3715 Fx (306) 287-3355

Email info@schulte.ca Web www.schulte.ca

Schulte is a registered trademark of Alamo Group Inc.

Schulte Industries Ltd. reserves the right to change the design and specifications of it's products without notice. Illustrations may include optional equipment and accessories, and may not include all standard equipment.



ISO 9001

Sold By:

Printed in Canada

Prepared by NELSON GRAPHIC DESIGN

201807

